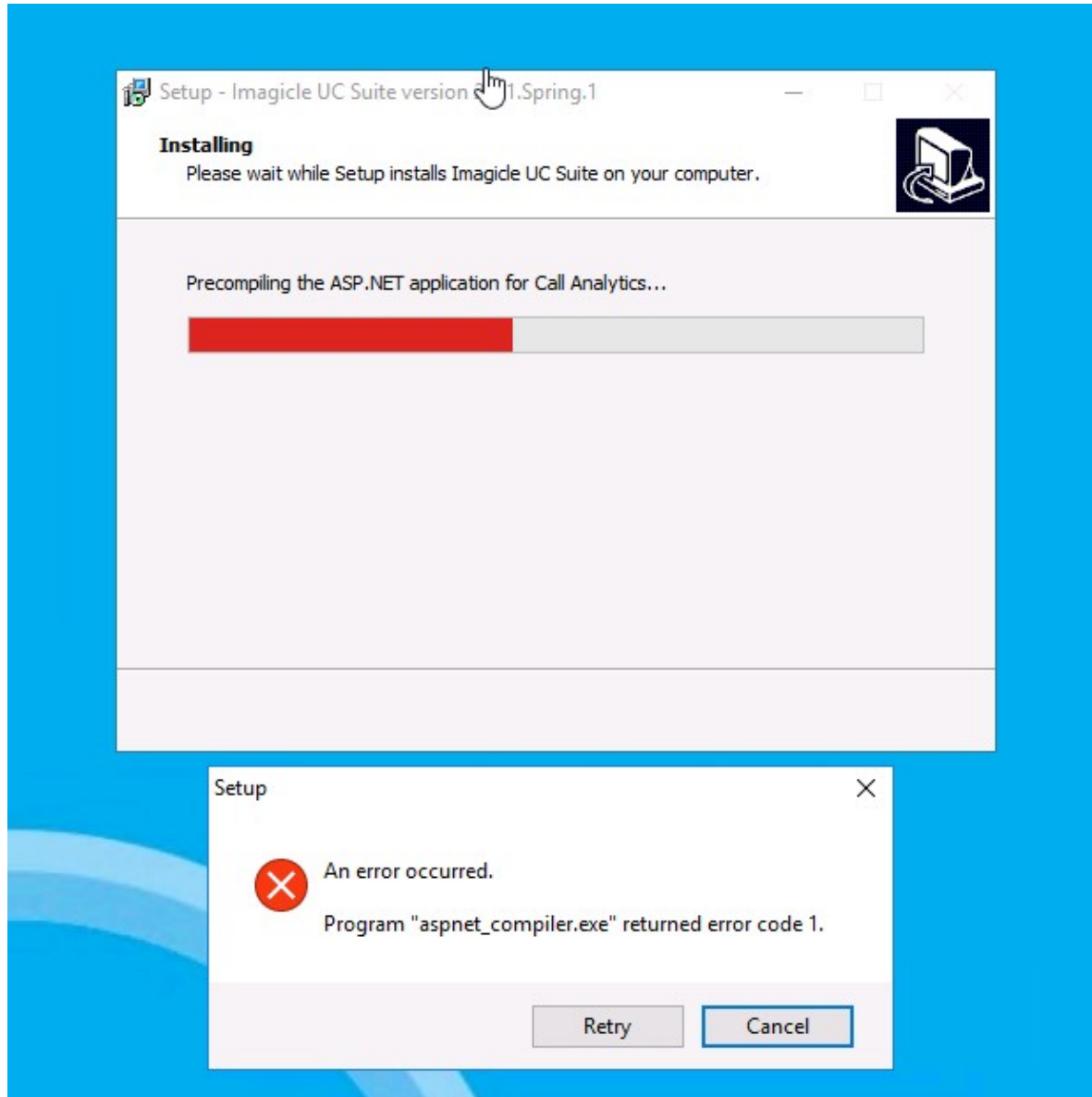


Aspnet_compiler.exe returned error code 1 during update

Applies from Application Suite 2016.1.1
to version Application Suite 201x (any version)

Description

An error related to aspnet_compiler.exe occurred during update



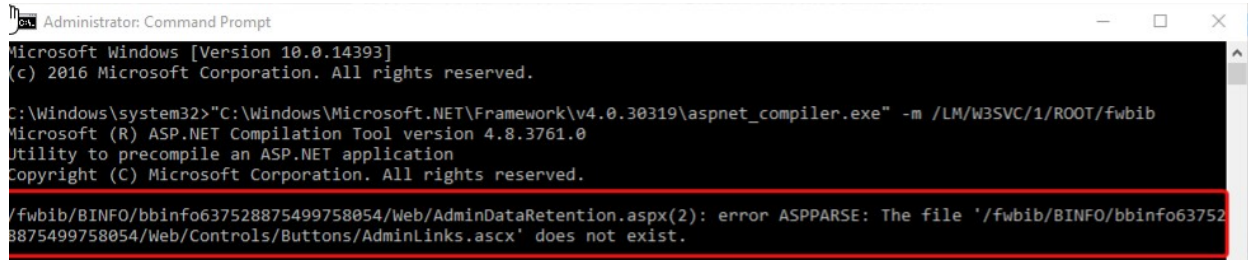
check the installation logs %temp%\SetupLogXXXXXXXX.txt

```
2021-06-04 14:52:03.740 -- Operation --
2021-06-04 14:52:03.740 Name: PIOPrecompileIISAppForBib
2021-06-04 14:52:03.740 Executing: "C:\Windows\Microsoft.NET\Framework\v4.0.30319\aspnet_compiler.exe" -m /LM/W3SV
2021-06-04 15:00:15.567 Execution completed with return code: 1
2021-06-04 15:00:15.567 This is an error return code.
2021-06-04 15:00:15.567 Operation failed.
2021-06-04 15:00:15.567 [ERROR] Program "aspnet_compiler.exe" returned error code 1.
```

Cause "The file does not exist"

This error occur when you try to execute this command in a Command

```
Prompt "C:\Windows\Microsoft.NET\Framework\v4.0.30319\aspnet_compiler.exe" -m /LM/W3SVC/1/ROOT/fwbib
```



Setup could fails on update when a corrupted Call Analytics info file was created previously
<IUCS Root>\Apps\BillyBlues\Engine\Web\BINFO

Solution "The file does not exist"

Delete this folder and click on retry

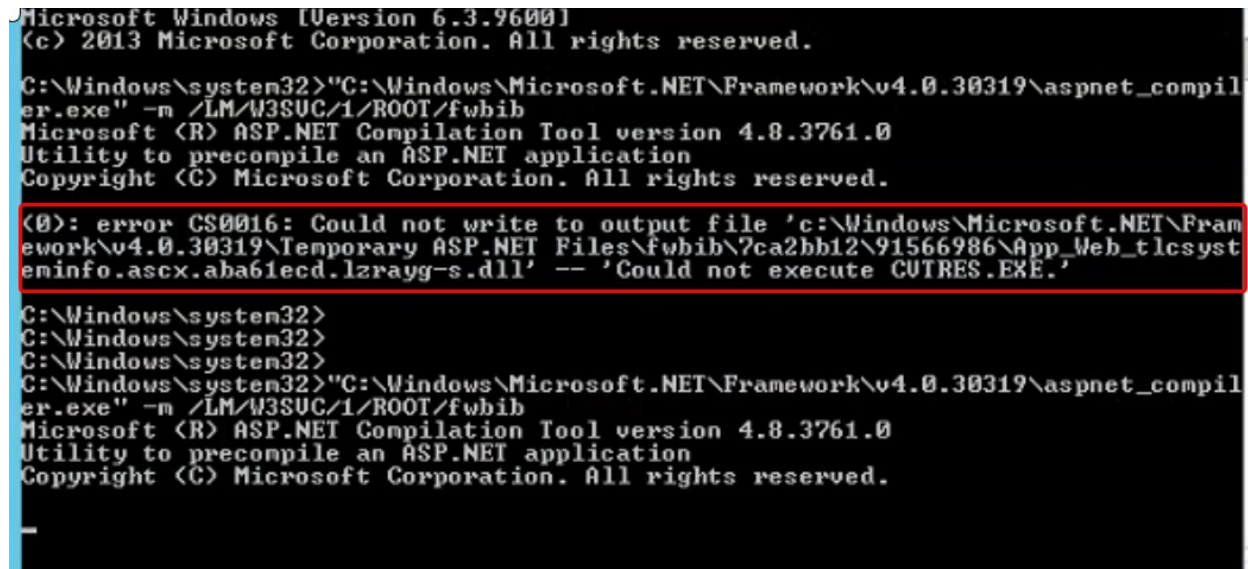
```
<IUCS Root>\Apps\BillyBlues\Engine\Web\BINFO
```

Cause "Could not execute CVTRES.EXE"

In some cases, the same error could appears if Windows permissions are not enough to execute the installation correctly.

This error occur when you try to execute this command in a Command

```
Prompt "C:\Windows\Microsoft.NET\Framework\v4.0.30319\aspnet_compiler.exe" -m /LM/W3SVC/1/ROOT/fwbib
```



Solution "Could not execute CVTRES.EXE"

imagicle

If it is the case, or, **if you are not sure about execution permission level allowed**, run the installation package as "SYSTEM" user as reported [here](#).